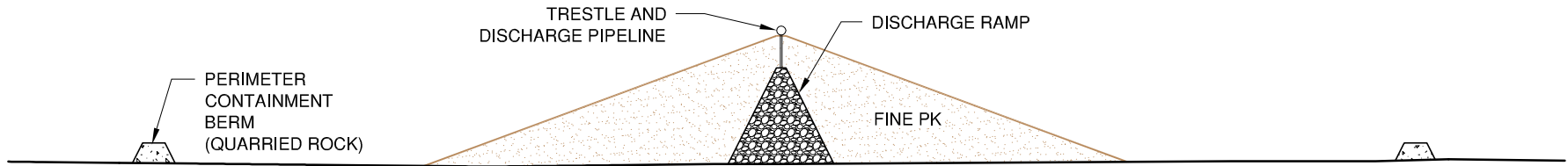
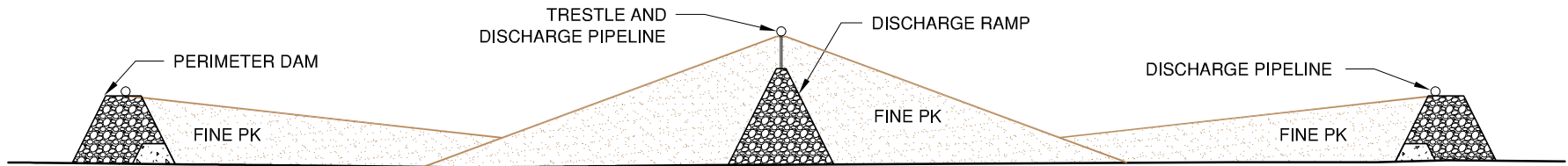


CENTRAL CONE DISCHARGE SCHEMATIC
(CELL 1 STAGE 1A)



COMBINED CENTRAL CONE AND PERIMETER DISCHARGE SCHEMATIC
(CELL 1 STAGE 1)

(SEE NOTE 1)





PERIMETER DISCHARGE SCHEMATIC
(CELL 2 AND 3 STAGE 1)



NOTE:

- 1) COMBINED CENTRAL CONE AND PERIMETER DISCHARGE SCHEMATIC IS APPLICABLE TO CELL 1.
THIS METHOD MAY ALSO BE APPLIED TO CELLS 2 AND 3, DEPENDING ON OBSERVED PERFORMANCE.

 	
Victor Diamond Project Environmental Assessment	
PKC Deposition Strategy	
SCALE: NOT TO SCALE	DATE: FEBRUARY 2004
PROJECT NUMBER: TC26152	Figure 3-9